

I Edition European Interactive Course **EPILEPSY IMAGING**

Santander , 12th-13th June 2014

Accredited by the National
Commission of Continuing Education



Hospital virtual Valdecilla is a high-performance clinical simulation training-center for healthcare professionals.

Our teaching methodology is based on experiential learning and self-reflection on practice. Each learner is the main character on its own active training process.

With a broad professional team, participants enjoy modern facilities and technologies and a complete course catalogue with activities designed to meet the needs of every healthcare organization.

+ info www.hvaldecilla.es

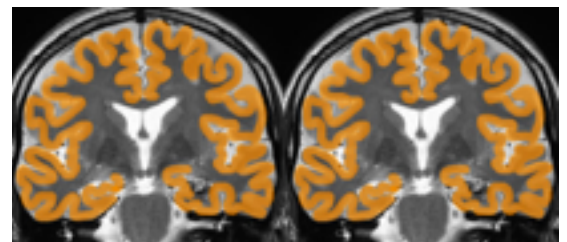
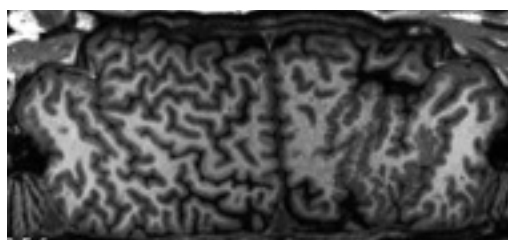
Program objectives

The diagnosis of epilepsy is often not straightforward and over the recent years, MRI has evolved to be a key diagnostic tool in the evaluation of these patients. These studies are frequently very challenging and most of them are informed by non-specialized radiologists.

This course has been organized to evaluate the role of imaging in diagnostic work-up of these patients (adults and children) and to analyze the main imaging findings correlated with their EEG and clinical setting. It is well-known that epilepsy is a functional disorder and, therefore the relationship between electrophysiological features and neuroimaging findings has been proved a extremely helpful tool for determining the epileptogenic zone.

Taught entirely in english, this is a case-based learning methodology course with real clinical cases selected by some of the leading experts in this field and reviewed during interactive workshops. Some short lectures will serve as introductory revision of the different topics too.

Special attention will be given to practical aspects, including imaging protocols and potential pitfalls. Each participant will have an iPad that permits the simultaneous evaluation of the complete MRI study. This is a reduced group course (up to 30 people) which encourages participation and interactivity.



Course Directors

José Luis Fernández Torre

Neurophysiology Service
H.U Marqués de Valdecilla

Enrique Marco de Lucas

Neuroradiology Section
H.U Marqués de Valdecilla
HvV Instructor

Participants:

Course designed for Radiology, Neurology, Neurophysiology and other interested specialists and residents in Epilepsy imaging.

Up to 30 participants

Program : 22 lective hours

Faculty

Dr. Juan ÁLVAREZ LINERA, Madrid, Spain

Dra. Nùria BARGALLÓ, Barcelona, Spain

Dra. Nadia COLOMBO, Milano, Italy

Dra. Nadine GIRARD, Marseille, France

Dr. Horst URBACH, Freiburg, Germany

Local Faculty

Dr. José Luis FERNANDEZ TORRE, Santander, Spain

Dr. Enrique MARCO, Santander, Spain

Dr. Juan MARTINO, Santander, Spain

Dr. Julio PASCUAL, Oviedo, Spain

Thursday 12th June

08:00-08:15	Registration
08:15-09:00	Introduction to the course
09:00-10:15	Anatomy of the temporal lobe & MRI correlation.
10:15-11:15	Neurophysiology of seizures.
11:15-11:40	<i>Coffee Break</i>
11:40-12:10	Clinical approach to adult epilepsy.
12:10-12:40	How I do an epilepsy MR study
12:40-13:40	Medial temporal epilepsy
13:40-14:30	<i>Lunch Break</i>
14:30-15:30	Temporal lateral
15:30-16:30	Frontal
16:30-16:45	<i>Coffee Break</i>
16:45-17:45	Extratemporal (parietal & occipital)
17:45-18:45	Epilepsy associated tumours
18:45-19:15	Epilepsy imaging contest

Friday 13th June

08:30-09:30	Neurocritical patients
09:30-10:30	Infection & Inflammation
10:30-11:00	<i>Coffee Break</i>
11:00-11:30	Clinical approach to paediatric epilepsy
11:30-12:30	Cases in children and adolescents
12:30-13:30	Neonatal cases
13:30-14:15	<i>Lunch Break</i>
14:15-15:15	Post-surgical follow-up
15:15-16:15	Advanced techniques
16:15-16:30	<i>Coffee Break</i>
17:00-18:00	Functional MRI
18:00-19:00	Tricky cases: Learning from errors



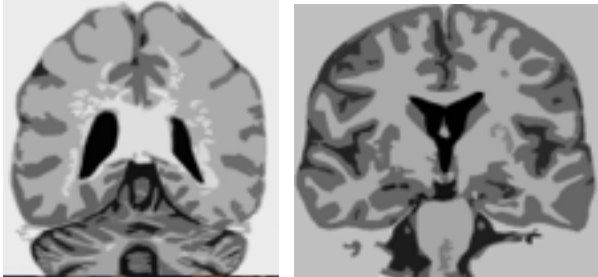
Registration Fee (including lunch and coffee)

Regular 390 €

Members of CENORA 340 €

Registration contact
docencia@hvvaldecilla.es

The registration is completed by full payment of the charge.



In collaboration with



Course Location



This course will be held at Hospital virtual Valdecilla, a high performance training center located in the grounds of Marqués de Valdecilla Hospital, for more info on location, please, visit us at www.hvvaldecilla.es

Santander is a coastal city Based around Santander Bay (Bahía de Santander) and next to both the Bay of Biscay and the Cantabrian Sea (Mar Cantábrico). The beautiful seaside city of Santander has a lot to offer to visitors. Excellent beaches, a lively city center, interesting museums, beautiful gardens and nature preserves, etc.

Santander can be reached by plane with direct flights from Madrid and Barcelona. Low-cost airlines fly from Santander into many European destinations. Bilbao airport, the biggest of northern Spain, is just one hour drive away.